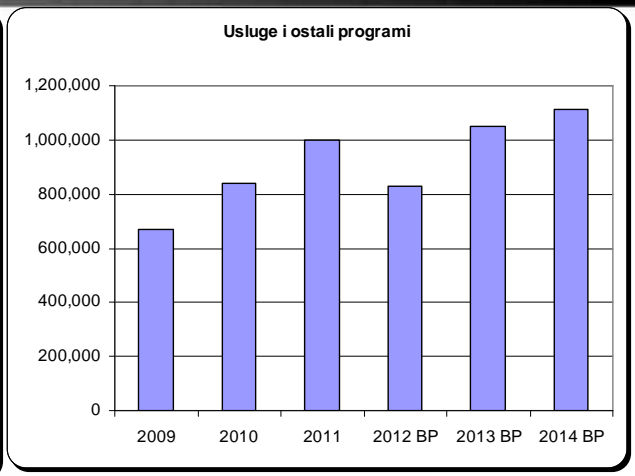
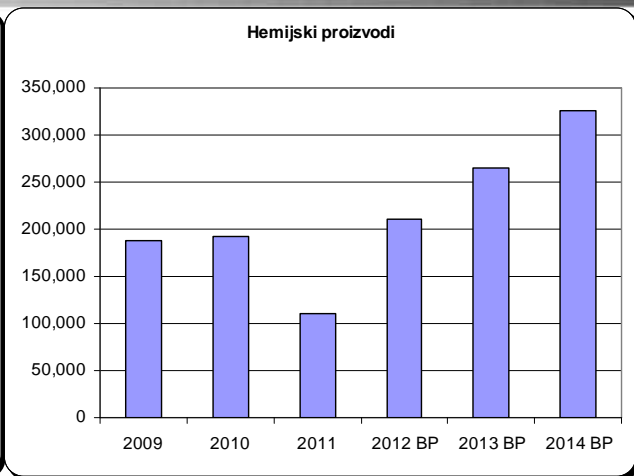
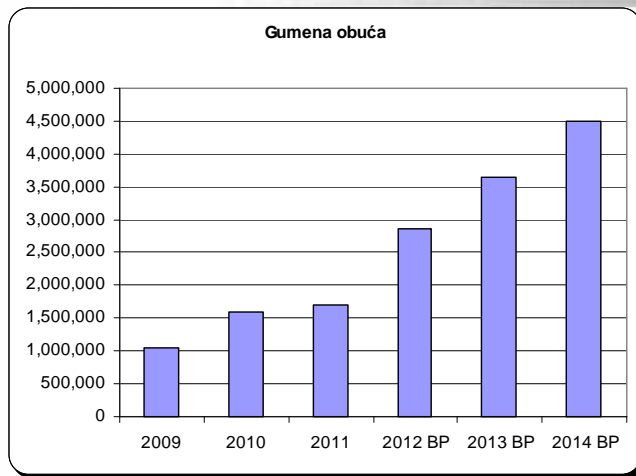


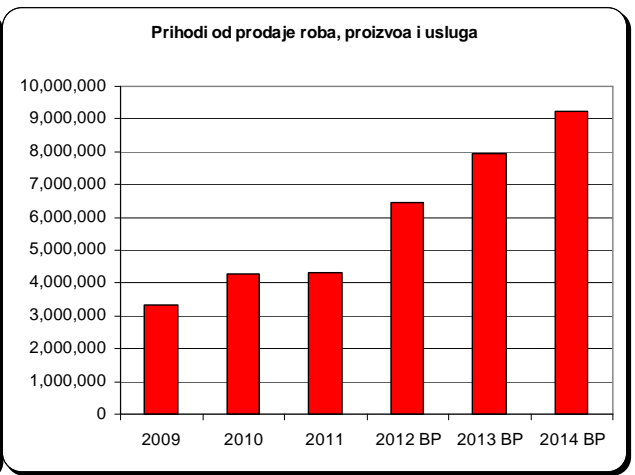
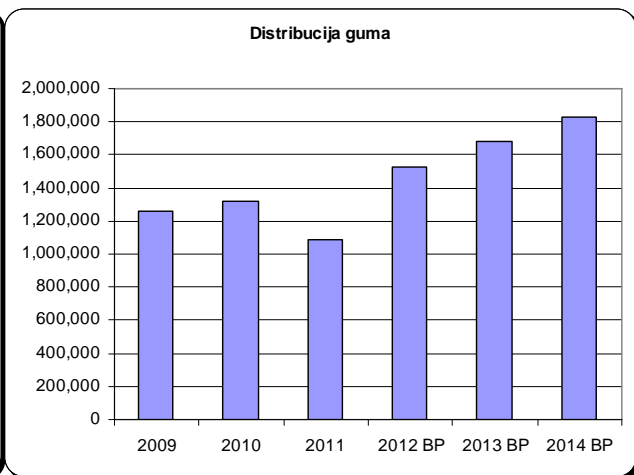
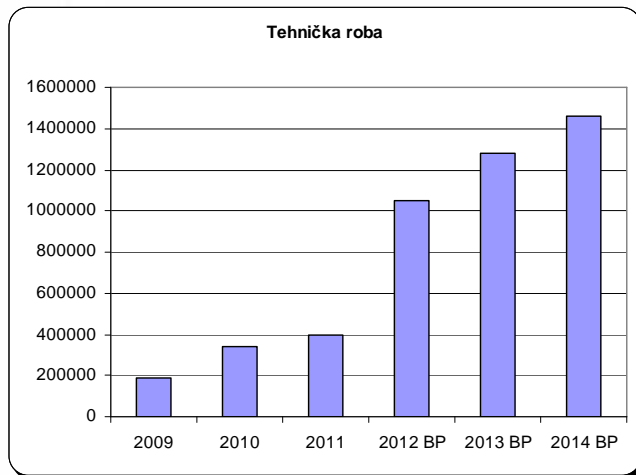
PRILOG 1 - STRUKTURA PLANIRANIH KONSOLIDOVANIH PRIHODA OD PRODAJE PO GRUPAMA PROIZVODA (000 RSD)



000 rsd	2009	2010	2011	2012 BP	2013 BP	2014 BP
Gumena obuća	1,049,358	1,597,352	1,706,359	2,857,717	3,652,147	4,508,179

000 rsd	2009	2010	2011	2012 BP	2013 BP	2014 BP
Hemijski proizvodi	187,234	192,561	110,902	210,198	264,469	326,354

000 rsd	2009	2010	2011	2012 BP	2013 BP	2014 BP
Usluge i ostali progra	671,529	839,099	997,505	831,224	1,052,655	1,109,970



000 rsd	2009	2010	2011	2012 BP	2013 BP	2014 BP
Tehnička roba	184,383	339,068	394,796	1,048,367	1,276,687	1,459,375

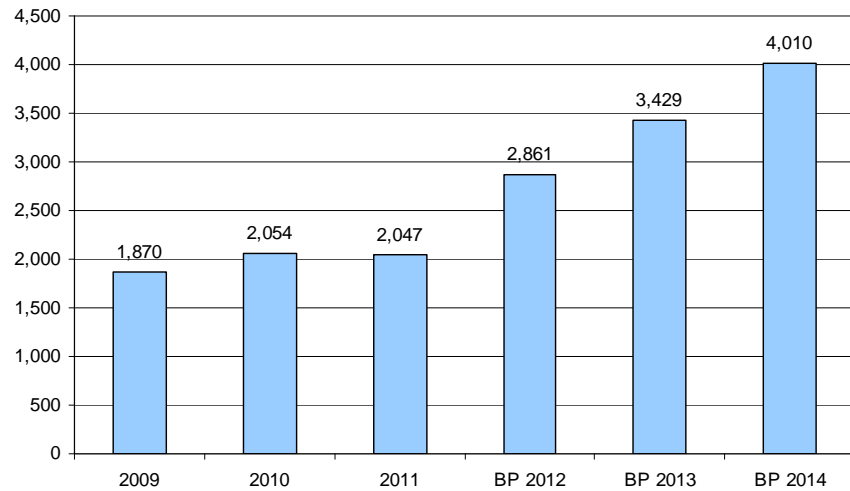
000 rsd	2009	2010	2011	2012 BP	2013 BP	2014 BP
Distribucija guma	1,256,840	1,320,111	1,087,360	1,522,088	1,684,169	1,828,358

000 rsd	2009	2010	2011	2012 BP	2013 BP	2014 BP
TOTAL	3,349,344	4,288,191	4,296,923	6,469,593	7,930,127	9,232,235

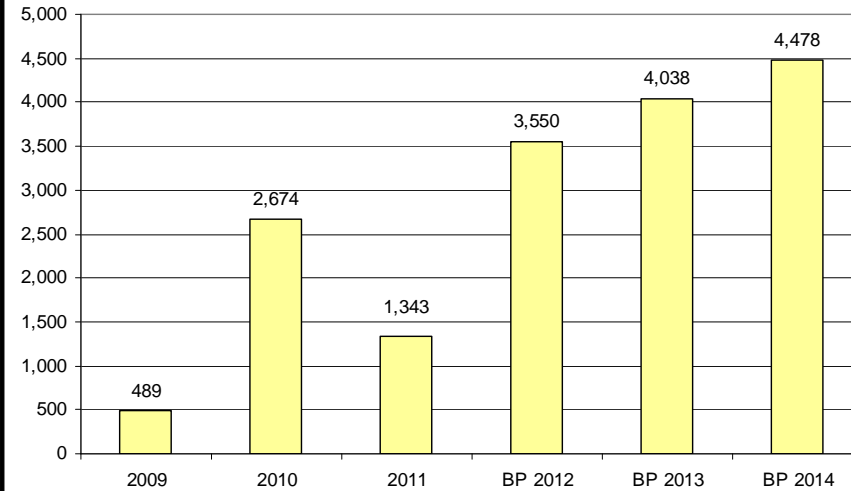


PRILOG 2 - UKUPNA PROIZVODNJA U TONAMA

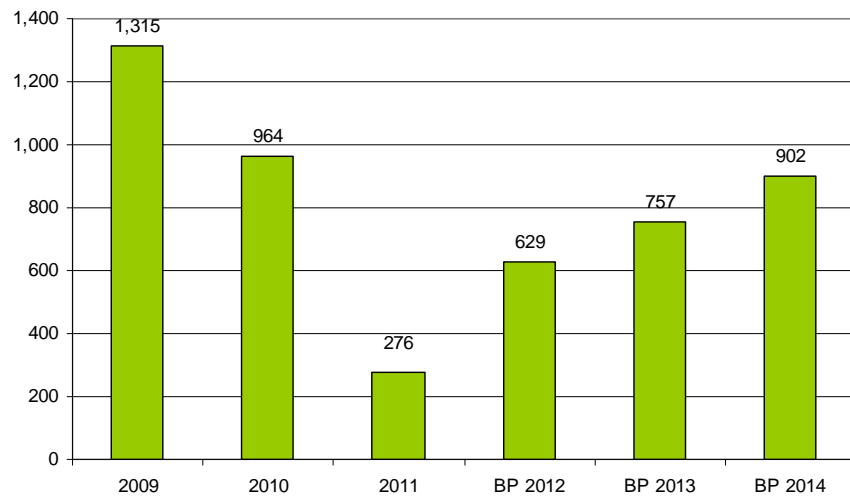
Tigar Obuća



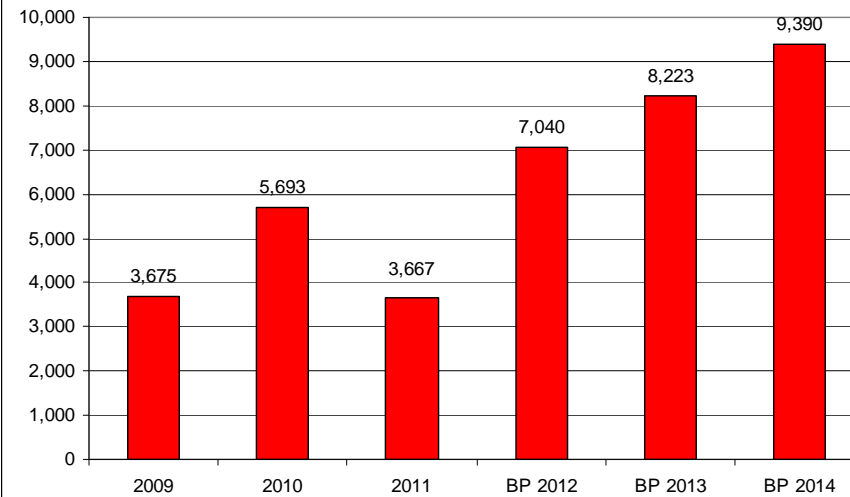
Tigar Tehnička Guma



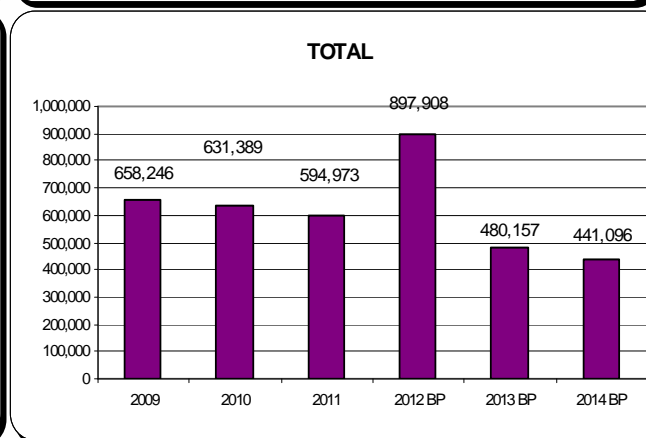
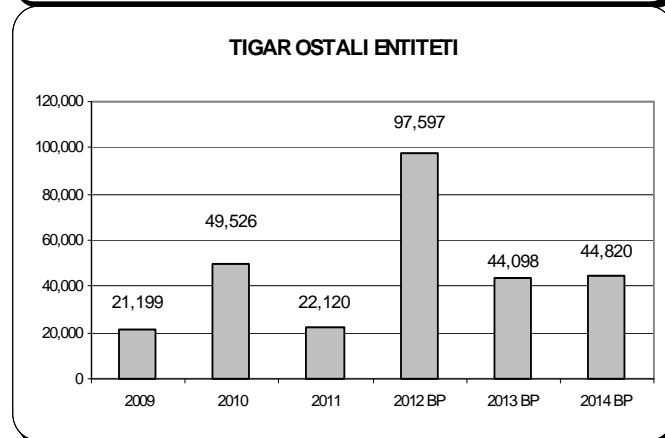
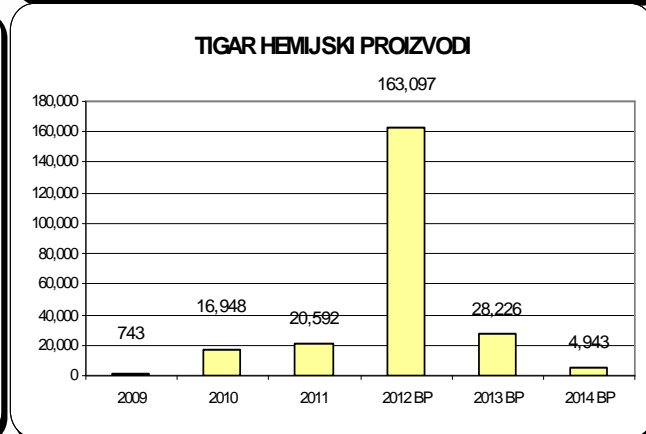
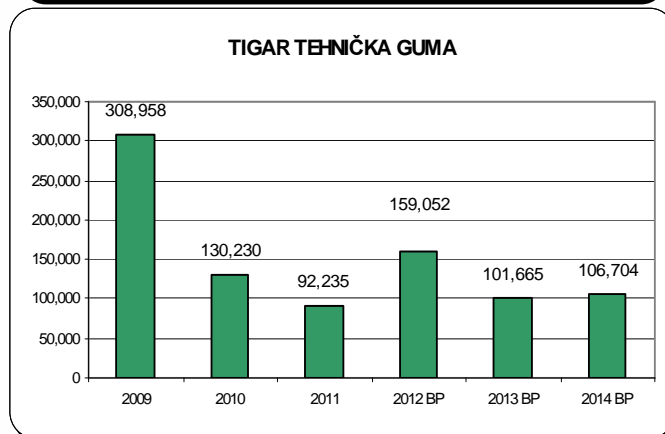
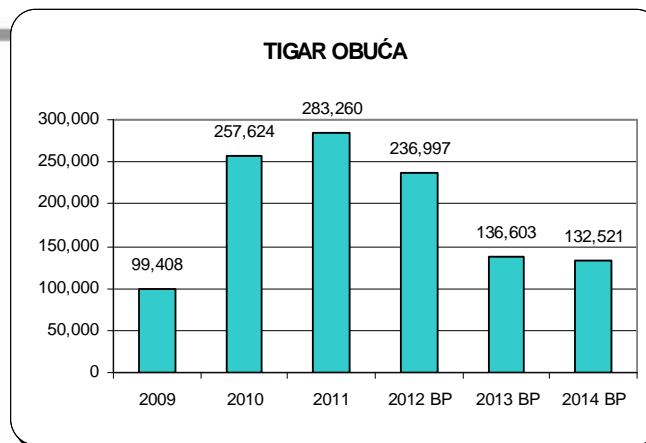
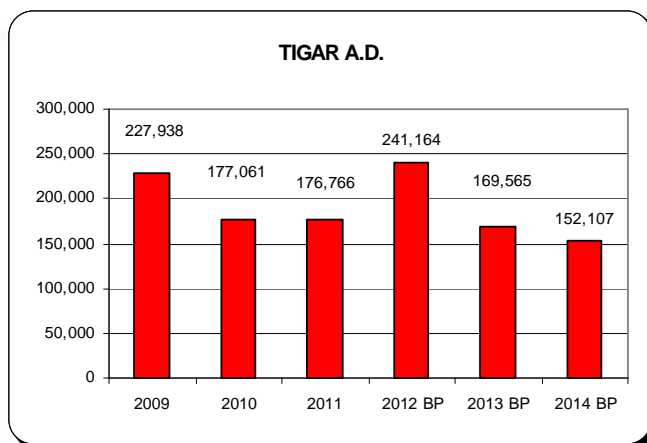
Hemijski Proizvodi



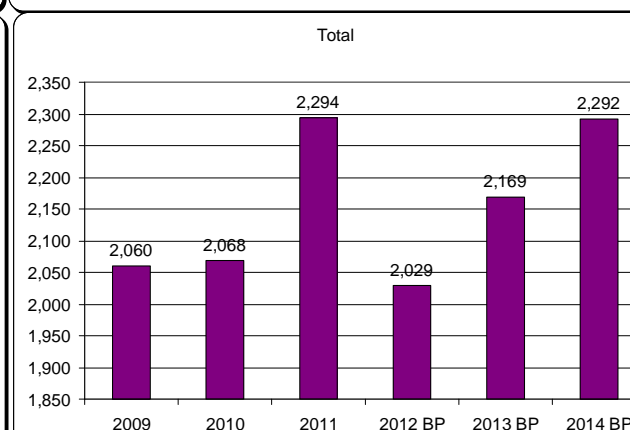
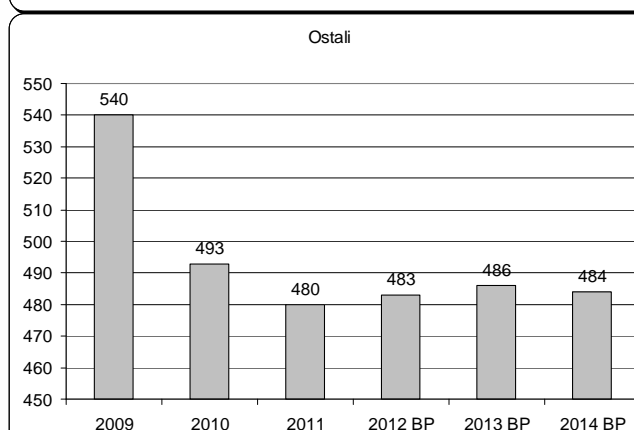
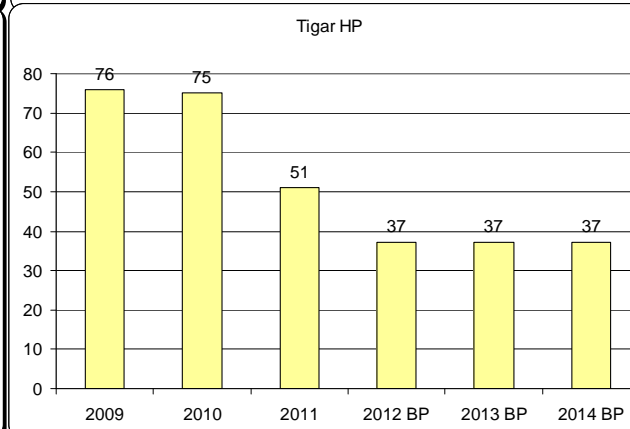
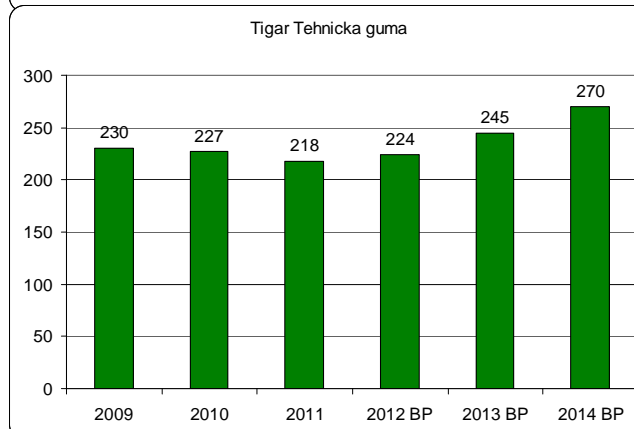
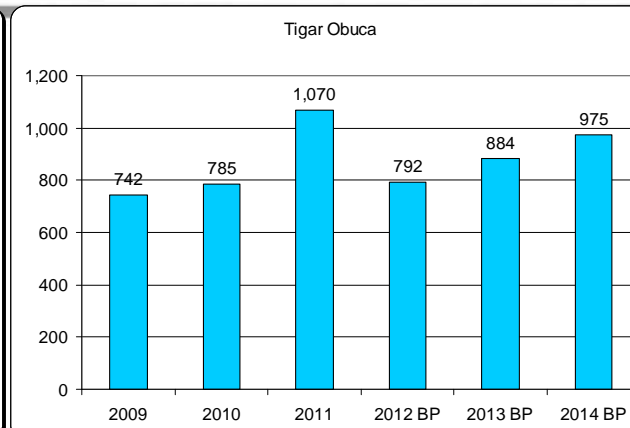
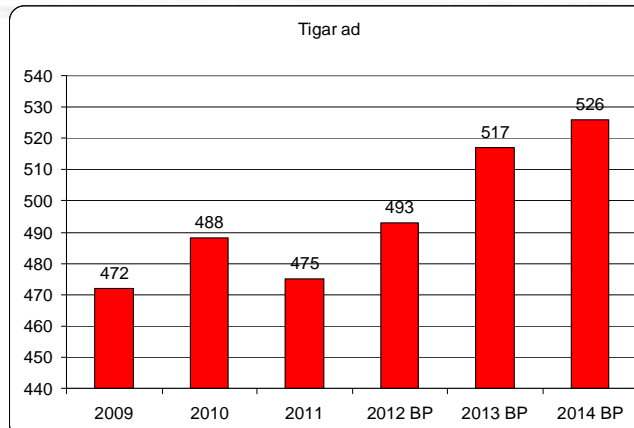
TOTAL



PRILOG 3 - NABAVKA OSNOVNIH SREDSTAVA I NEMATERIJALNIH ULAGANJA (u 000 RSD)



PRILOG 4 - BROJ ZAPOŠLJENIH 2009-2014 (Tigrovi entiteti u Srbiji)



PRILOG 5 - NIVO ZADUZENJA

PRILOG 5: PLANIRANI NIVO ZADUZENOSTI					
BANKA	VAL	31.12.11.	31.12.12.	31.12.13.	31.12.14.
TOTAL BANKA INTESA EUR	EUR	3,110,958			
TOTAL SG EUR	EUR	3,800,000			
TOTAL HYPO EUR	EUR	2,345,456			
TOTAL AIK EUR	EUR	2,260,111			
TOTAL PBB EUR	EUR	477,825			
TOTAL SRPSKA EUR	EUR	4,873,811			
TOTAL ERSTE EUR	EUR	1,733,334			
TOTAL EFG EUR	EUR	1,000,000			
TOTAL AOFI EUR	EUR	500,000			
TOTAL UNIVERZAL EUR	EUR	1,121,172			
TOTAL DUNAV EUR	EUR	492,159			
TOTAL KRAT.OBV. EUR	EUR	716,737			
TOTAL ALFA EUR	EUR	1,256,534			
HYPO TTG	EUR	3,187,333			
DEG	EUR	7,000,000			
TOTAL DUG.OBVEZ. EUR	EUR	2,774,175			
TOTAL KRATKOROCNI KREDITI	EUR	21,714,826	6,713,678	4,700,000	4,300,000
TOTAL KRATKOROCNE OBVEZNICE	EUR	716,737	0	0	0
TOTAL DUGOROCNI KREDITI	EUR	11,443,867	18,309,959	14,543,667	10,633,000
TOTAL DUGOROCNE OBVEZNICE	EUR	2,774,175	12,200,878	11,444,221	8,123,501
TOTAL KREDITI	EUR	36,649,605	37,224,515	30,687,888	23,056,501

PRILOG 6 - KONSOLIDOVANI BILANS USPEHA 2012-214 (000 RSD)

KONSOLIDOVANI BILANS USPEHA

U periodu od 1.januar do 31.decembra

(u hiljadama dinara)

	2012 BP	2013 BP	2014 BP
POSLOVNI PRIHODI			
Prihodi od prodaje proizvoda, roba I usluga	6,469,594	7,930,127	9,232,236
Prihodi od aktiviranja ucinaka	476,880	164,580	125,043
Povecanje/Smanjenje zaliha ucinaka	16,203	25,313	24,032
Ostali poslovni prihodi	50,988	56,968	57,387
	<u>7,013,666</u>	<u>8,176,989</u>	<u>9,438,698</u>
POSLOVNI RASHODI			
Nabavna vrednost prodate robe	(1,188,647)	(1,203,994)	(1,231,331)
Troskovi materijala	(2,518,822)	(3,097,349)	(3,709,710)
Troskovi zarada, naknada I ostali licni rashodi	(1,887,575)	(2,086,776)	(2,244,303)
Troskovi amortizacija I rezervisanja	(208,703)	(261,556)	(326,453)
Ostali poslovni rashodi	(607,588)	(637,017)	(688,629)
	<u>(6,411,334)</u>	<u>(7,286,692)</u>	<u>(8,200,426)</u>
POSLOVNI DOBITAK/GUBITAK	602,332	890,296	1,238,272
Finansijski prihodi	9,565	4,948	3,219
Finansijski rashodi	(515,719)	(626,882)	(647,863)
Ostali prihodi	10,138		
Ostali rashodi			
DOBITAK/GUBITAK PRE OPOREZIVANJA	<u>106,316</u>	<u>268,363</u>	<u>593,628</u>
Porez na dobitak	<u>(35,388)</u>	<u>(46,877)</u>	<u>(78,103)</u>
NETO DOBITAK/GUBITAK	<u>70,928</u>	<u>221,486</u>	<u>515,525</u>

PRILOG 7 - KONSOLIDOVANI BILANS STANJA 2012-214 (000 RSD)

KONSOLIDOVANI BILANS STANJA

Na dan 31.decembar

(u hiljadama dinara)

	2012 BP	2013 BP	2014 BP
Aktiva			
Stalna imovina			
Nematerijalna ulaganja	965,417	1,033,969	1,083,102
Nekretnine, postrojenja i oprema	4,784,663	4,929,322	4,988,086
Učešća u kapitalu	11,458	11,458	11,458
Ostali dugoročni finansijski plasmani	41,720	41,720	41,720
	5,803,259	6,016,469	6,124,366
Obrtna imovina			
Zalihe	2,008,552	2,111,533	2,208,539
Stalna sredstva namenjena prodaji	233,857	233,857	233,857
Potraživanja	956,998	1,127,847	1,270,104
Potraživanja za više plaćen porez na dobitak	1,468	1,468	1,468
Kratkoročni finansijski plasmani	4,765	42	43
Gotovinski ekvivalenti i gotovina	254,000	308,401	341,714
Porez na dodatu vrednost i aktivna vremenska razgraničenja	356,886	399,746	343,516
	3,816,525	4,182,894	4,399,241
Odložena poreska sredstva	19,851	20,153	19,460
Ukupna aktiva	9,639,636	10,219,516	10,543,067
Pasiva			
Kapital i rezerve			
Osnovni kapital	2,472,937	2,507,078	2,579,367
Rezerve	5,444	5,466	5,479
Revalorizacione rezerve	1,067,047	1,055,202	1,043,357
(Gubitak)/ nerasporedjeni dobitak	(162,974)	7,112	422,176
	3,382,455	3,574,858	4,050,379
Dugorocna rezervisanja i obaveze			
Dugoročna rezervisanja	84,127	84,127	84,127
Dugoročne obaveze	3,283,565	2,990,427	2,628,678
	3,367,693	3,074,554	2,712,806
Kratkorocne obaveze			
Kratkoročne finansijske obaveze	1,472,044	2,148,005	2,202,731
Obaveze iz poslovanja	986,377	1,002,542	1,138,723
Ostale kratkoročne obaveze	189,612	181,781	209,267
Obaveze po osnovu poreza na dotatu vrednost i ostalih javnih prihoda I PVR	115,640	118,529	109,914
Obaveze po osnovu poreza na dobitak	6,568		
	2,770,241	3,450,857	3,660,636
Odložene poreske obaveze	119,247	119,247	119,247
Ukupna pasiva	9,639,636	10,219,516	10,543,067